

# FAST FACTS . . .

## Area

676,577 Square Kilometers.

## Time

UTC (GMT) + 6.5 Hours

## Climate

Myanmar is an all year round destination. Hilly regions in the north and northeast enjoy cool temperate weather. Rainfall is also very low in central regions during the rainy season.

## Population

The Republic of the Union of Myanmar has a population of over 60 million. The major racial groups are Bamar, Kachin, Kayah, Kayin, Chin, Mon, Rakhine and Shan. The people are called Myanmar.

## Language

Myanmar, several dialects and English.

## Religion

Over 80 percent of Myanmar embrace Theravada Buddhism. There are Christians, Muslims, Hindus and some animists.

## Currency

The local currency is the "Kyat" which is divided into 100 pyas. Kyat notes are issued in denominations of 1, 5, 10, 15, 20, 45, 50, 90, 100, 200, 500, 1000, 5000 and 10000.

## Business Hours

Banks : 09:30 – 15:00 Mon – Fri  
Offices : 09:30 – 16:30 Mon – Fri

## Airport Tax

10 US Dollars for departure at international gateways.

## Customs

Foreign currencies (above USD 10000), jewellery, cameras and electronic goods must be declared to the customs at the Airport. Exports of antiques and archaeologically valuable items are prohibited.

## Star Rated Hotels in Myanmar

Five Star Hotel	=	5
Four Star Hotel	=	18
Three Star Hotel	=	83
Two Star Hotel	=	115
One Star Hotel	=	103
Certificated Hotel	=	463

**Total = 787**

## Master Card / Visa Card

Master Card and Visa Card can be used in international hotels in Myanmar.

## Tourism Income

Year	2009 (US\$)	2010 (US\$)	2011 (US\$)	2012 (US\$)
Total Earnings	196M	254M	319M	534M
Average Expenditure Per Person Per Day	95	102	120	135
Average Length of Stay	8.5	8.0	8.0	7.0

## Licensed Tour Companies

(a) Foreign Company	1
(b) J.V Company	17
(c) Local Company	1008

**Total 1026**

## Licensed Tourist Transportation

(a) Coach (26-50 seater)	61
(b) Mini Bus(13-25 seater)	27
(c) Hiace/Townace (5-12 seater)	16
(d) Saloon/ Van ( 4 seater)	23
(e) Motor Boat	22
(f) Boat	17
(g) Yacht	31
(h) Hot Air Balloon	1

**Total 198**

## Licensed Tour Guides

(a) English	2058
(b) Spanish	110
(c) Japanese	350
(d) French	246
(e) Chinese	139
(f) Thai	108
(g) German	230
(h) Russian	40
(i) Italian	48
(j) Korean	24

**Total 3353**

## Foreign Investment in Hotels & Commercial Complexes


Sr.	Projects	Rooms	Investment US\$(M)	Remarks
1	30	5207	828.419	Completed
2	5	1145	288.500	Under Construction
3	1	414	300.000	B.O.T Contract Signed
	36	6766	1416.919	

## Foreign Investment in Hotels & Commercial Complexes by Countrywise

Sr.	Country	Hotel / Apartment	Investment US\$ (M)	Remarks
1	Singapore	12	597.756	
2	Thailand	10	235.75	
3	Japan	6	183.013	
4	Hong Kong	4	77.00	
5	Malaysia	2	20.00	
6	United Kingdom	1	3.40	
7	Vietnam	1	300.00	B.O.T Contract Signed
	Total	36	1416.919	

## Hotels / Motels/ Guest Houses

Sr.	Place	Numbers	Rooms
1	Aungban	5	165
2	Bagan	75	2196
3	Bago	13	349
4	Bhamaw	4	136
5	Chaungtha	18	642
6	Dawei	2	82
7	Hpa-an	7	172
8	Kalay	4	105
9	Kalaw	24	475
10	Kawthaung	7	451
11	Kyaikhto	11	390
12	Kyaington	13	418
13	Kyaukmae	1	33
14	Kyaukpataung	2	69
15	Kyauk Phyu	2	56
16	Kyauksae	1	20
17	Lashio	9	322
18	Loikaw	6	109
19	Magwe	10	201
20	Mandalay	79	3374
21	Mawlamyine	10	262
22	Meikhtila	5	98
23	Mogok	1	11
24	Monywa	5	133
25	Mrauk-U	6	149
26	Muse	9	375
27	Myitkyina	10	295
28	Myeik	2	65
29	Nay Pyi Taw	33	2111
30	Ngapali	17	619
31	Ngwesaung	21	1026
32	Nyaung Shwe	42	1134
33	Pakokku	3	43
34	Patheingyi	7	156
35	Phakant	2	40
36	Pindaya	5	166
37	Putao	2	24
38	Pyaw	12	288
39	Pyinmana	1	25
40	Pyin Oo Lwin	35	706
41	Sagaing	3	60
42	Shwe Nyaung	1	16
43	Sittwe	5	109
44	Techileik	19	832
45	Taunggyi	17	528
46	Taungoo	11	242
47	Thazi	2	26
48	Thipaw	4	72
49	Yangon	204	8915
	<b>Total</b>	<b>787</b>	<b>28291</b>



## Myanmar Tourism Statistics 2012



### Ministry of Hotels and Tourism

Building No. (33), Nay Pyi Taw,

The Republic of the Union of Myanmar

Tel : 95 67 406454, 406061, 406130

Fax : 95 67 406061, 406060, 406057

E-mail : mo.moht@mptmail.net.mm,

dg.dht@mptmail.net.mm,

mtt.mht@mptmail.net.mm

Website : www.myanmar-tourism.org

www.tourism-myanmar.org

www.myanmar-travelsand-tours.com

## Tourist Arrivals

	<b>2008</b>	<b>2009</b>	<b>2010</b>	<b>2011</b>	<b>2012</b>
Yangon Entry Point	187766	234417	297246	364743	559610
Mandalay & Bagan Gateways	5553	8861	13442	20912	32521
Nay Pyi Taw Gateway				5521	1250
Border Tourism	537911	519269	480817	425193	465614
<b>Total</b>	<b>731230</b>	<b>762547</b>	<b>791505</b>	<b>816369</b>	<b>1058995</b>

### Yangon Entry Point

(Including tourist arrivals through border entry points to Yangon)

	<b>2008</b>	<b>2009</b>	<b>2010</b>	<b>2011</b>	<b>2012</b>
(1) Package Tours	48656	66552	87932	103590	131115
(2) FIT	61884	79074	109222	134956	232715
(3) Business Travellers	36392	42553	48549	69943	114456
(4) Entry Visa ( Visit Friends & Relatives)	21827	26217	28240	33273	37778
(5) Others	19007	20021	23303	22981	43546
	187766	234417	297246	364743	559610

### Nay Pyi Taw, Mandalay & Nyaung U Entry Points

	<b>2008</b>	<b>2009</b>	<b>2010</b>	<b>2011</b>	<b>2012</b>
(1) Tourist Visa	2278	2847	4817	12786	16109
(2) Business Travellers	2944	5555	8257	12844	16346
(3) Entry Visa ( Visit Friends & Relatives)	186	205	104	196	244
(4) Others	145	254	264	607	1072
	5553	8861	13442	26433	33771

### Border Tourism

(Including day return visitors)

	<b>2008</b>	<b>2009</b>	<b>2010</b>	<b>2011</b>	<b>2012</b>
(1) North Eastern Region	76676	65591	67531	58935	57999
(2) Eastern Region	309152	295337	265588	236312	230298
(3) South Eastern Region	152083	158341	147698	129946	177317
	537911	519269	480817	425193	465614

## Visa Formalities

A valid Passport with Entry Visa is required for all visitors. The entry visa to Myanmar is applicable at Myanmar Embassies and Consulate General Offices abroad and it is valid for 28 days.

## Overland Entry

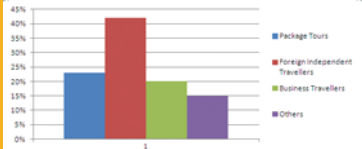
Overland entry is permitted to Thai, Chinese and Indian tourists with border passes and to third party tourists with visa at designated check points along Myanmar – Thailand, Myanmar – China and Myanmar – India Borders.

## Visa on Arrival (VOA)

Visa on arrival is granted only to packaged cruise liner and chartered flight tourists; and to packaged tour groups from places where there are no Myanmar representation. Visa on Arrival is applicable only through licensed travel agencies registered in Myanmar. The Ministry of Hotels and Tourism will endorse to the Immigration authorities on case by case basis.

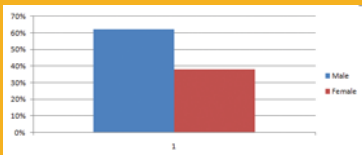
## Types of Tourist

Package Tours	23 <span> </span> %
Foreign Independent Travellers	42 <span> </span> %
Business Travellers	20 <span> </span> %
Others	15 <span> </span> %



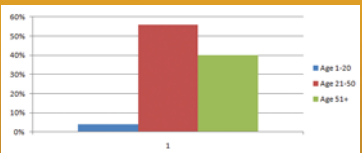
## Tourist Arrivals by Gender Group

Male	62 <span> </span> %
Female	38 <span> </span> %



## Tourist Arrivals by Age Group

Age 1-20	4 <span> </span> %
Age 21-50	56 <span> </span> %
Age 51+	40 <span> </span> %



## Visitors by Nationality

<b>No.</b>	<b>Country</b>	<b>2012</b>	<b>%</b>
	<b>ASIA</b>	<b>380404</b>	<b>64.11</b>
1	THAILAND	94342	15.90
2	CHINA	70805	11.93
3	JAPAN	47690	8.04
4	KOREA	34805	5.87
5	MALAYSIA	30499	5.14
6	SINGAPORE	26296	4.43
7	TAIWAN	22060	3.72
8	INDIA	16868	2.84
9	HONGKONG	4826	0.81
10	BANGLADESH	1737	0.29
11	OTHERS	30476	5.14
	<b>WEST EUROPE</b>	<b>130296</b>	<b>21.96</b>
1	FRANCE	30064	5.07
2	U.K	24296	4.09
3	GERMANY	23063	3.89
4	ITALY	10830	1.83
5	SWITZERLAND	8034	1.35
6	SPAIN	6688	1.13
7	BELGIUM	4627	0.78
8	AUSTRIA	3489	0.59
9	OTHERS	19205	3.23
	<b>NORTH AMERICA</b>	<b>44074</b>	<b>7.43</b>
1	AMERICA	37589	6.34
2	CANADA	6485	1.09
	<b>OCEANIA</b>	<b>20650</b>	<b>3.48</b>
1	AUSTRALIA	18261	3.08
2	NEWZEALAND	2342	0.39
3	OTHERS	47	0.01
	<b>EAST EUROPE</b>	<b>9077</b>	<b>1.53</b>
1	RUSSIA	3749	0.63
2	OTHERS	5328	0.90
	<b>MIDDLE EAST</b>	<b>3747</b>	<b>0.63</b>
	<b>OTHER AMERICAS</b>	<b>3535</b>	<b>0.60</b>
	<b>AFRICA</b>	<b>1598</b>	<b>0.26</b>
	<b>TOTAL</b>	<b>593381</b>	<b>100.00</b>

## Tourist Arrivals by Special Tours

## Special Charter Flight Tours

	<b>Year</b>	<b>No. of Charter Flight</b>	<b>No. of Pax</b>
	2008	54	6328
	2009	29	4627
	2010	52	7603
	2011	61	8370
	2012	23	2760

## Tourist Arrivals By Oceania Cruises

	<b>Year</b>	<b>No. of Cruises</b>	<b>No. of Pax</b>
	2008	6	2688
	2009	4	1700
	2010	3	547
	2011	8	3450
	2012	9	2932

## Yachting Tours

	<b>Year</b>	<b>No. of Pax</b>	<b>Income (US\$)</b>
	2008	2037	272140
	2009	1444	192800
	2010	1417	139410
	2011	1091	121860
	2012	1158	155392

## Riverine Cruises

	<b>Year</b>	<b>No. of Pax</b>	<b>Income (US \$)</b>
	2008	1302	74319
	2009	1438	345896
	2010	4547	1203945
	2011	12437	1735290
	2012	14635	2341315

## Balloonng

	<b>Year</b>	<b>No. of Pax</b>	<b>Income (US\$)</b>
	2008	2918	662277
	2009	2940	719586
	2010	4886	977200
	2011	5919	1441651
	2012	8024	1979014

**Comparison Statement Showing Load Factor of Scheduled Flights For The Year 2012**

Sr.	Route	No. of Flights	Seat Capacity		Occupied Seats		Occupancy Rate			
			Foreigner	Myanmar	Total	%	Total	%		
1	Bangkok-Yangon	3238	627356	152115	462860	310745	152115	73.78	462860	73.78
2	Singapore-Yangon	1518	245269	129916	70937	70937	129916	81.89	200853	81.89
3	Kualalumpur-Yangon	1065	174732	67635	54522	54522	67635	69.91	122157	69.91
4	Kunming-Yangon	539	47462	6461	27531	27531	6461	71.62	33992	71.62
5	Nanning-Yangon	63	2835	993	993	993	220	42.79	1213	42.79
6	Guang Zhou-Yangon	253	36938	9192	13548	13548	9192	61.56	22740	61.56
7	Taipei-Yangon	260	40864	6386	22076	22076	6386	69.65	28462	69.65
8	Calcutta-Gaya-Yangon	103	14832	6876	2806	2806	6876	65.28	9682	65.28
9	Gaya-Yangon	149	23842	452	452	452	15736	67.90	16188	67.90
10	Hanoi-Yangon	261	23706	15965	9407	15965	3105	80.44	19070	80.44
11	Hochimin-Yangon	169	13182	9407	4142	1257	2599	80.90	10664	80.90
12	Chiang Mai-Yangon	103	9682	4142	4142	2599	6741	69.62	6741	69.62
13	Phnom Penh- Yangon	7	1106	176	2847	176	124	27.12	300	27.12
14	Sem Reap-Phnom Penh-Ygn	68	10744	2847	2847	2847	1501	40.47	4348	40.47
15	Seoul-Yangon	70	15357	9190	9190	9190	1347	68.61	10537	68.61
16	Tokyo-Yangon	34	1292	576	576	576	34	47.21	610	47.21
17	Doha-Yangon	75	8250	4367	4367	4367	1835	75.18	6202	75.18
18	Frankfurt-Yangon	8	2160	374	374	374	11	17.82	385	17.82
19	Kunming-Mandalay	363	46464	26073	46464	26073	3675	64.02	29748	64.02
20	Bangkok-Mandalay	49	8820	4771	4771	4771	2181	78.82	6952	78.82
21	Mangshi-Mandalay	45	6660	1677	1677	1677	106	26.77	1783	26.77
	<b>TOTAL---</b>	<b>8440</b>	<b>1361553</b>	<b>412312</b>	<b>583175</b>	<b>412312</b>	<b>995487</b>	<b>73.11</b>	<b>995487</b>	<b>73.11</b>